



Your Pro-line 12 Month Replacement Warranty

Pro-line warrants this appliance to the first purchaser and subject to the stated conditions:

Warranty covers any defects in workmanship or materials (excluding calibration) in the manufactured product within the first twelve months from the date of purchase. Defects that occur within this warranty period, under normal use and care, will be repaired, replaced or refunded at our discretion.

Our goods come with guarantees that cannot be excluded under the Australian Consumer Law. You are entitled to a replacement or refund for a major failure and compensation for any other reasonably foreseeable loss or damage. You are also entitled to have the goods repaired or replaced if goods fail to be of acceptable quality and the failure does not amount to a major failure.

To make a warranty claim visit www.prolineaustralia.com.au/warrantyclaim

Conditions Of This Warranty:

1. Warranty is valid for the original purchase and is not transferable.
2. This product has been fully installed and used in accordance with the user manual instructions.
2. The warranty extends only to repairing or replacing any component that proves to be defective in material or workmanship.
3. The warranty does not cover defects occasioned by misuse, alterations, accidents, or used for other than the intended purpose.
5. The warranty does not cover damage to the product caused by accident, fire, or floods.
6. Proof of purchase with purchase date is required when making claims under this warranty.

Please keep purchase receipt in a safe place.



Pro-line Australia
PO Box 4187
Norwood South LPO
South Australia 5067
info@prolineaustralia.com.au
www.prolineaustralia.com.au
Facebook: /prolineaustralia
Instagram: @proline_australia

Brand
Pro-line

Name & Model
Pro-line Fuel Cell Breathalyser BT-2

Introduction

Congratulations on your purchase of a Pro-line Fuel Cell Breathalyser

Please read through the instructions carefully before using the product and ensure that the manual is kept in a safe place for future reference.

During the setup of this product, if you have any questions or comments please visit www.prolineaustralia.com.au

Disclaimer

This product is to be used as a guide only and is intended to provide the user with an indication of alcohol on the breath. The only accurate way to measure your Blood Alcohol Concentration (BAC) is by administering a blood test. This product can only provide an approximate indication of blood alcohol concentration.

Neither the manufacturer nor supplier gives any warranty (express or implied) that the product can give any indication of blood alcohol level. The user should not rely on the information provided by this product to be an accurate indication of blood alcohol concentration or determine his level of intoxication or fitness to drive or operate machinery. This product can provide no more than an indication of alcohol on the breath, therefore the user should not place any reliance in the information provided to take any action(s).

The manufacturer and supplier assumes no responsibility if the user of this product makes any decisions or takes any action based on the use of this product, such decision or such action will be at the sole responsibility and risk of the user. In particular, neither the manufacturer nor the supplier shall be in any way liable if the user of the product asserts that the product led them to believe that they were fit to operate a motor vehicle and is subsequently found not to be fit.

Precautions & Operating Conditions

1. All components need to be installed and product must be used in accordance with the user manual instructions.
2. Allow at least 20 minutes after eating or drinking before testing. Any type of alcohol remaining in the mouth or saliva may interfere with proper testing and requires approximately 20 minutes to disperse. This includes alcohol-based mouthwash or similar products.
Not waiting the required 20 minutes may cause sensor damage that is not covered under your warranty.
3. Avoid testing in windy conditions or in a poorly ventilated or enclosed space.
4. Do not blow cigarette smoke, liquid (including saliva) or other contaminants into the device as it may damage the sensor and void your warranty.
5. Do not use this device as a tool to determine whether you or anyone else should operate any motor vehicle or machinery.
6. The product must be used and stored in an environment between 5- 40 (Degrees C). Do not store in humid conditions. Keep out of direct sunlight. Keep out of reach of children.
7. To maintain accuracy of this device we recommend professional calibration every 12 months.
8. An individual's testing result can continue to increase for up to 2 hours after ceasing to drink. Obtaining a test result reading at one time does not mean the test result reading will be the same even a few minutes later.
9. It can take up to 10 hours or more for an individual's Blood Alcohol Concentration (BAC) to return to zero after a high BAC has been reached. It is important and recommended to re test your BAC levels later in the day or the following morning.
10. The safest level blood alcohol level when driving is none at all. Alcohol impairs your judgement and can make you drowsy. Always use a designated driver.

Limits

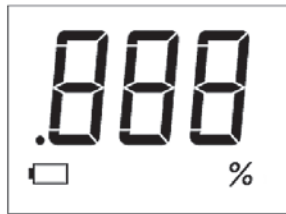
Australian Blood Alcohol Limits: Adult license 0.05%
Some drivers are restricted to lower levels of BAC. Please refer to your local transport authority for your correct limit.
Alcohol impairs your judgement, the safest level when driving is none at all.


Specifications

Sensor	Advanced Full Cell Sensor Engine
Accuracy	±0.005% BAC at 0.050% BAC
Detection Range	0.000 ~ 0.400% BAC
Warm-up Time	15 ~ 35 seconds
Response Time	3 ~ 22 seconds
Dimension	111.5mm x 45mm x 20.2mm
Weight	59g, 82g (batteries included)
Power Supply	Two 1.5V, AAA size Alkaline batteries
Working Temperature	5°C ~ 40°C
Calibration*	Every 12 months or after 700 tests

* To maintain the unit to Australian Standard requirements calibration every 12 months is required.

Display



- Test result is displayed to the 3rd decimal point for % BAC reading
-  Battery Low, replace with new batteries
- Display has dual Colour backlight. If the results are above 0.050% BAC backlight will turn red to give notice. See Error notification section.

Operating Instructions

1. Insert mouthpiece into the mouthpiece inlet
2. Push the On / Off Power switch. The display lights up and you hear a welcome sound. The number of uses will display on the screen followed by a warm-up countdown which takes approximately 15 - 35 seconds.
3. You will hear 2 beeps and BLO will be displayed on the screen when it is ready for use. Take a deep breath and blow in a steady and continuous stream into the mouthpiece. Keep blowing until you hear a double click, at this sound you can stop. You will need to blow in 1 continuous breath for approximately 5 seconds for it to register with the breathalyser.

Note: If inadequate airflow is received it will display FLO on the screen. You will need to start testing again, ensure breath is in 1 continuous and steady blow. Ensure the 'Breath Out' hole is not covered during testing as this will affect the flow.

4. A circling line will appear on the display while your breath sample is being analysed. Your % BAC result will then be displayed on the screen.

Breath Alcohol Concentration (BAC)	Digital Display
0.000-0.049%	% BAC displayed on screen
0.050-0.400%	% BAC displayed on screen and RED LED screen
0.400 upwards	'HOT' will appear on the screen indicating the maximum level has been reached.

Your % BAC will be displayed on the screen for 20 seconds after which the breathalyser will automatically turn off.







Breathalyser Components

Contents:

- 1x Breathalyser
- 6x Mouthpiece
- 2x AAA batteries
- 1x Storage Pouch
- User Manual



Error Notification

Error Message	Cause & Action
	If the result is higher than 0.050% BAC, the WARN signal will display along with an ALARM sound.
	If the result is above 0.400% BAC the HOT signal will display along with an ALARM sound.
	Once the unit has performed 500 tests, the CAL signal will display. The unit will still operate but is required to be returned for calibration. See Recalibration & Service section below.
	If the battery voltage is too low to perform a test, the unit will automatically turn off after displaying the BAT signal. Replace the batteries, two 1.5V AAA Alkaline batteries are required.
	If the user didn't exhale steadily and continuously during the test for 3-5 seconds, the FLO signal will display. Push the power button to perform another test.
	When the ambient temperature is out of the working temperature of 5°C ~ 40°C, the unit displays OUT and will automatically turn off. Keep the unit within the recommended temperature range.

*** **Note:** If any of these errors occur, the LCD backlight turns RED to give a warning notice.

Recalibration & Service

Your Pro-line breathalyser uses a fuel cell sensor to measure breath alcohol levels and will require recalibration. The calibration period for your Pro-line fuel cell breathalyser is 12 months or 700 uses, whichever occurs first. If you receive erratic or high readings your breathalyser may need recalibration. Do not attempt to service it yourself.

To maintain the breathalyser to Australian Standards calibration is required every 12 months.

In order to keep your breathalyser in good working condition we recommend that you blow into it at least once a month to ensure the sensor does not dry out.

Please visit
www.prolineaustralia.com.au/bt-calibration
for recalibration service.